

OASIS

Analog Addressable Fire Alarm Control Panels



Single Aperture



Double Aperture
Includes Zone LED Module and Printer

Standard Features

- UL Listed (Tenth Edition)
- 2 to 8 loop or 2 to 16 loop versions
- 400mA loop current
- 4 programmable NACs; Class B or 2 Class A with internal synchronization
- 5.25 A or 10.25 A power supply options
- 3 programmable inputs and 5 programmable relay outputs
- 7 inch, full-color resistive touch screen with intuitive user interface
- Up to 24 programmable soft "function keys"
- Up to 64 user login accounts
- Hard-wired fire and trouble routing inputs and outputs
- Modular and expandable electronics
- 400 subaddress points per loop (800 per loop module)
- Option to "invert" inputs and outputs
- 5000 programmable cause and effects; over 50,000 inputs and outputs
- Can be networked with programmable functionality
- Programming via USB port to PC or memory stick
- Graphical PC User Interface - coming soon!

Product Overview

The all new Oasis product range of fire alarm control equipment combines the very latest hardware and software to produce a control and indication system, which is powerful and sophisticated, yet simple to use and understand. The flexibility of the Oasis platform is such that it can be re-configured to realize many other control and indication applications, with direct integration into intelligent buildings.

Moving away from the simple, price driven competitive model used by most manufacturers today, the Oasis concept is designed to add value to System Designers, Integrators, Service Providers, and end users. Developed from the “ground up” and using some of the most advanced technology available, Oasis is designed as one of the most powerful, intelligent, and technically robust fire alarm products available.

Not only do the products and services offered under the Oasis brand provide solutions to the most technically challenging applications in life safety, Oasis will deliver added value, market advantage, and a competitive edge to your business.



Optional Panel Peripherals

- **Dual Loop Panel Module (S758)**
The Dual Loop Panel Module monitors loop device status and provides status to the panel processor. It holds device configurations and operates in a standalone manner when catastrophic failures occur.
- **16 Channel I/O Interface Card (K6006)**
The 16 Channel I/O Interface enhances the versatility of the alarm system by providing additional input and output capabilities to the Oasis Fire Alarm Control Panel. Inputs or outputs can be selected for up to 16 individual channels, and are configured in the same way as devices connected to addressable loops of the panel. The 16 Channel I/O Interface can be configured to contribute or act upon cause and effect logic.
- **Media Gateway™ Panel Module (S788)**
The Media Gateway Panel Module provides connectivity to monitoring centers using IP (Sur-Gard), or dial-up connectivity. The Media Gateway may also be used to meet integration application requirements.
- **8 Channel Relay Panel Module (S791)**
The 8 Channel Relay Panel Module has 8 voltage-free changeover relay contacts, each of which can be individually programmed. All outputs are configurable in the same way as devices connected to the loops and all may be acted upon by cause and effect logic. These boards are typically used in applications which require more than the five standard relay outputs, such as signaling to other systems or plant control.
- **Network Module (S723)**
The Oasis Network Module provides enhanced high-speed communication for networking fire control panels. The network provided by this module can support combinations of Oasis Fire Alarm Control Panels and Oasis Vision units. Oasis Fire Alarm Control Panels can receive events from other panels in the network. The Class X networking used in conjunction with the Network Module provides tolerance against open and short circuit trouble conditions.
- **Printer (S768)**
The Oasis Printer is an optional feature for printing fire system events as they occur. The printer is located on the fascia, below the Zone LEDs (if present). It is a thermal printer and never requires replacement ink. Printing is performed on heat-sensitive paper rolls. A trouble message is reported when the paper runs out. The printer includes a front-loading feature for replacing paper rolls.
- **Zone LED Module (S771)**
The Zone LED module contains 48 LEDs and is connected to the LCD Main Processor Board of the Oasis Fire Alarm Control Panel. A maximum of three Zone LED modules can be connected to provide the fascia with 144 Zone LED indicators.
- **4 Channel NAC Panel Module (S793)**
FUTURE ENHANCEMENT
Additional NAC output capability can be added to by using 4 Channel NAC Modules. These boards have 4 supervised NAC outputs, each of which can be individually programmed. The circuits can be configured for class A or B operation. These circuits can be configured to act upon cause and effect logic.
- **8 Channel Conventional Zone Panel Module (S792)**
FUTURE ENHANCEMENT
The 8 Channel Conventional Zone Panel Module has 8 supervised detection circuits (Class B). Each circuit can support up to 20 conventional detectors and approved devices. Individual circuits may be configured for trigger resistor or short circuit activation. These circuits may be used for any of the standard input actions and can be configured to contribute to cause and effect logic. Each pair of circuits (e.g., 1 and 2, 3 and 4, etc.) can be joined to form a single Class A configuration.
- **16 Channel I/O Interface Panel Module (S772)**
FUTURE ENHANCEMENT
The 16 Channel I/O Interface Panel Module will provide the same functionality as the 16 Channel I/O Interface Card, with the convenience of a plug-in-module.

Technical Specifications





2 to 8 LOOP(4 SLOT) ENCLOSURE

Size	Standard Cabinet - 420mm (W) x 590mm (H) x 153mm (D), or 16.5in (W) x 23.2in (H) x 6in (D) Deep Cabinet - 420mm (W) x 590mm (H) x 203mm (D), or 16.5in (W) x 23.2in (H) x 8in (D)
Construction	Mild sheet steel enclosure, 1.5 mm
Cable Entry	Standard Cabinet - 28 knockouts top, 19 knockouts back, 1 knockout each side, 2 knockouts bottom Deep - 38 knockouts top, 19 knockouts back, 1 knockout each side, 2 knockouts bottom
Optional Semi-Flush Mounting Kit	Semi-Flush Mounting Collar Kit KM5FCRD - Red KM5FCGY - Gray KM5FCBS - Black
Battery Capacity	Standard Cabinet - Up to 28 Ah (Power Sonic PS-12280) Deep Cabinet - Up to 40 Ah (Power Sonic PS-12400)

2 to 16 LOOP (8 SLOT) ENCLOSURE

Size	Standard Cabinet - 540mm (W) x 720mm (H) x 160mm (D), or 21.3in (W) x 28.3in (H) x 6.3in (D) Deep Cabinet - 540mm (W) x 720mm (H) x 212mm (D), or 21.3in (W) x 28.3in (H) x 8.3in (D)
Construction	Mild sheet steel enclosure, 1.5 mm
Cable Entry	Standard Cabinet - 38 knockouts top, 25 knockouts back, 2 knockouts each side, 2 knockouts bottom Deep Cabinet - 50 knockouts top, 25 knockouts back, 2 knockouts each side, 2 knockouts bottom
Battery Capacity	Standard Cabinet - Up to 28 Ah (Power Sonic PS-12280) Deep Cabinet - Up to 40 Ah (Power Sonic PS-12400)

ALL MODELS

Finish	Epoxy powder coated
Color	Enclosure  Red (RAL3002)  Gray (BS 00 A 05)  Black (RAL9005) Fascia  Signal White (RAL9003)
Power supply voltage	120 V AC or 240 V AC
Power supply rating at 24V DC	5.25 A (charges up to 60 Ah) 10.25 A (charges up to 100 Ah)
Display	Full-color 800 x 480 LCD with resistive touch screen and automatic backlight dimming
Software zones	2000
Software groups	5000
Cause and Effects	5000
Event log	10,000 events, 1 second resolution. Filterable and printable.
Detection loops	2 to 16 added 2 at a time (S758 dual loop cards)
Detection loop current	400 mA each
AUX 24V Output	2; each rated at 900 mA
NACs	4; each rated at 2.5 A. Class B or 2 Class A.
Programmable Relay Outputs	5; 30 V DC 1 Amp
Programmable Inputs	3; designed to be activated by voltage-free contacts
Network Connection	Optional network card provides communication for networking 127 fire control panels
NAC Synchronization	Internal Support of System Sensor, Wheelock, Gentex, and Amseco protocols
Printer (OPTIONAL)	40 column, front-loading thermal
Zone LED Indicators (OPTIONAL)	Up to 3 banks of 48 (144) as standard

Panel ModelNumbers

OA 1 0 3 H# -14 (abcd)

If no peripheral cards are ordered, this portion of the model number should be omitted.

- OPTIONAL PERIPHERAL CARDS
- PRINTER, ZONE LEDs, & APERTURE
- CABINET COLOR
- LOOP MODULES & COMMUNICATION MODULES
- POWER SUPPLY
- LANGUAGE
- ENCLOSURE STYLE
- PRODUCT STYLE

Panel Options	Valid Entries	Description
Product Style	OA	Oasis Fire Alarm Control Panel
	OV	Oasis Network Vision Annunciator
Enclosure Style	1	4 Slot Standard Enclosure
	2	4 Slot Standard Plex-Door Enclosure
	3	4 Slot Deep Enclosure
	4	4 Slot Deep Plex-Door Enclosure
	5	4 Slot Extra Deep Guard Station Enclosure - FUTURE ENHANCEMENT
	6	4 Slot 19" Rack Mount Enclosure - FUTURE ENHANCEMENT
	7	8 Slot Standard Enclosure - 16 Loop
	8	8 Slot Standard Plex-Door Enclosure - 16 Loop
	9	8 Slot Deep Enclosure - 16 Loop
	A	8 Slot Deep Plex-Door Enclosure - 16 Loop
	C	Annunciator
Language	0	English
	1	Portuguese
	2	Spanish
	3	Taiwanese
Power Supply	0	None
	1	5.25 A 120V
	2	5.25 A 240V
	3	10.25 A (auto-voltage sensing)
Loop Modules & Communication Modules	00	Not Fitted
	NC	Network Module only (Network Vision Annunciator)
	H#	2-Loop Panel Module, Hochiki Protocol
	I#	2-Loop Panel Module, Hochiki Protocol, and Media Gateway
	J#	2-Loop Panel Module, Hochiki Protocol, and Network Module
K#	2-Loop Panel Module, Hochiki Protocol, Network Module, and Media Gateway	
Cabinet Color	1	● Red (RAL3002)
	4	● Gray (BS 00 A 05)
	6	● Black (RAL9005)
Printer, Zone LEDs & Aperture	0	No Printer / No Zone LEDs
	1	No Printer / No Zone LEDs, Blank 2nd Aperture
	3	Printer / No Zone LEDs
	4	Printer / 48 Zone LEDs
	5	No Printer / 48 Zone LEDs
	6	No Printer / 96 Zone LEDs
	7	No Printer / 144 Zone LEDs
Optional Peripheral Cards	a	16 Channel I/O Panel Module (S772) - FUTURE ENHANCEMENT
	b	8 Channel Relay Panel Module (S791)
	c	8 Channel Conventional Zone Module (S792) - FUTURE ENHANCEMENT
	d	4 Channel NAC Module (S793) - FUTURE ENHANCEMENT